

Student Orientation Zoom Information

Logging In:

When you're ready to join a Zoom meeting, check your meeting invite for either a Join link or a Meeting ID number.

Hi there,

Johnny Appleseed is inviting you to a scheduled Zoom meeting.

Topic: Sample Meeting

Time: Mar 14, 2020 01:51 PM Eastern Time (US and Canada)

Join from PC, Mac, Linux, iOS or Android: <https://stockton.zoom.us/j/343522958>

Or iPhone one-tap :

US: +19294362866,,343522958# or +16699006833,,343522958#

Or Telephone:

Dial(for higher quality, dial a number based on your current location):

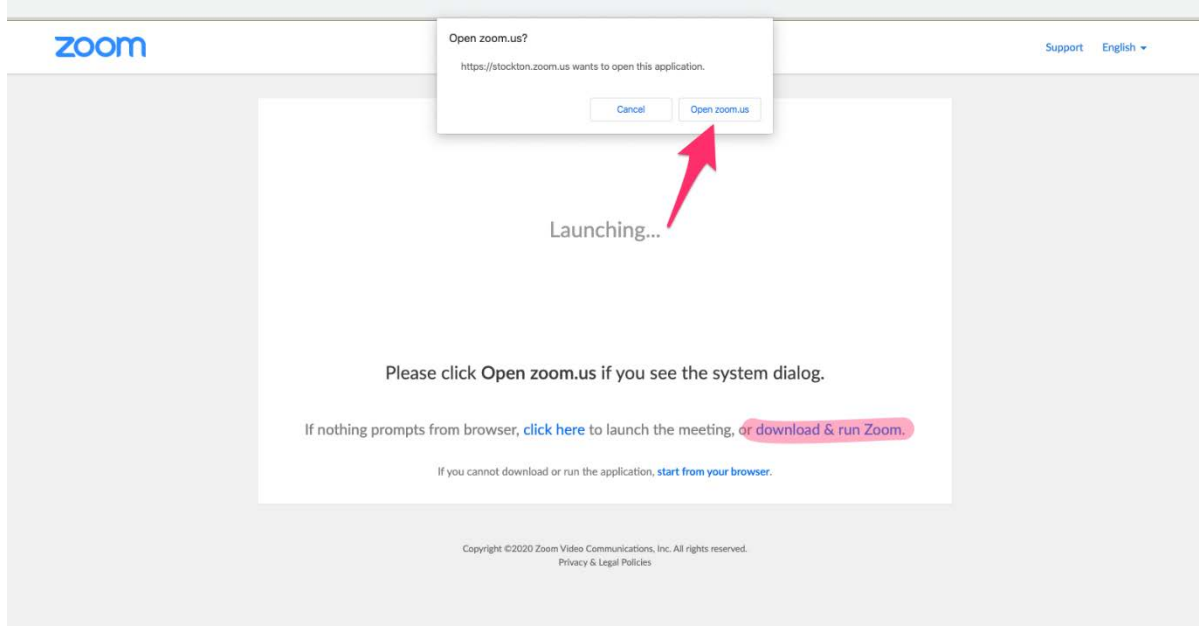
US: +1 929 436 2866 or +1 669 900 6833

Meeting ID: 343 522 958

International numbers available: <https://stockton.zoom.us/u/aepPhd0Ldq>

To join your meeting you may either click on the Meeting Link or copy the Meeting ID and navigate to zoom.stockton.edu, click on "Join Meeting" and paste your Meeting ID into the appropriate field.

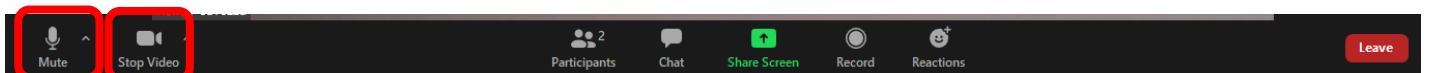
Next, you'll be presented with a web page that will either attempt to open an existing Zoom installation or will prompt you to download and install Zoom. Follow the on-screen instructions to open the Zoom client and enter your online meeting.



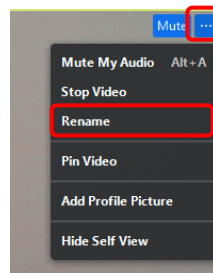
If this is your first time using Zoom, we suggest that you do a "dry run" with Zoom's Test Meeting - you can access the Test Meeting at <https://zoom.us/test>. If you encounter any issues or have any questions about accessing Zoom, please contact the IT Services Help Desk at 609-652-4309 or by e-mail at helpdesk@stockton.edu

Start:

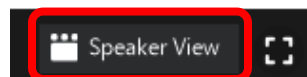
When you join the meeting, you will be muted and have your camera turned off, please turn your camera on if you have the option. You will be muted until right before your TALONS Chat. The camera and mute controls are highlight below.



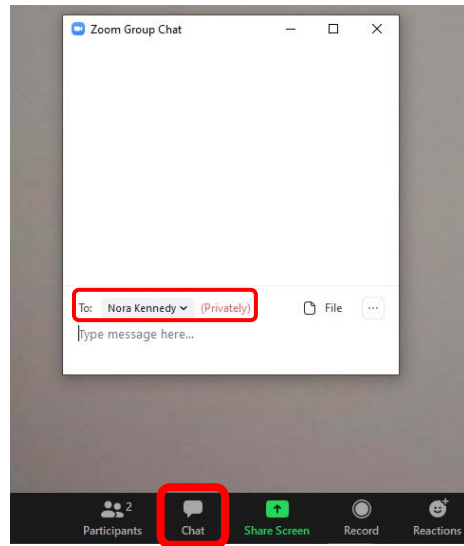
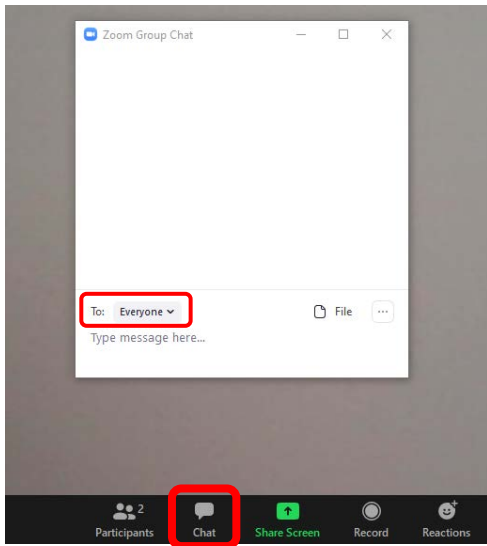
Please be sure that the name you display matches with the name you applied to the university with. Below is how you change it. Toggle over your picture and select the "..." button to change your name.



We recommend you stay in Speaker View, so that way whomever is speaking is spotlighted, located in the top righthand corner of your screen.



Within Zoom you have the ability to type questions to the entire group or ask questions privately. These functions are highlighted below:



Registration Complete:

Return to the main room to speak with our TALONS and University Partners, such as Financial Aid, Bursar's, etc. To leave the breakout room, hit "Leave Room" in the bottom righthand corner and select "Leave Breakout Room".

